

CLEANING AND MAINTENANCE GUIDE

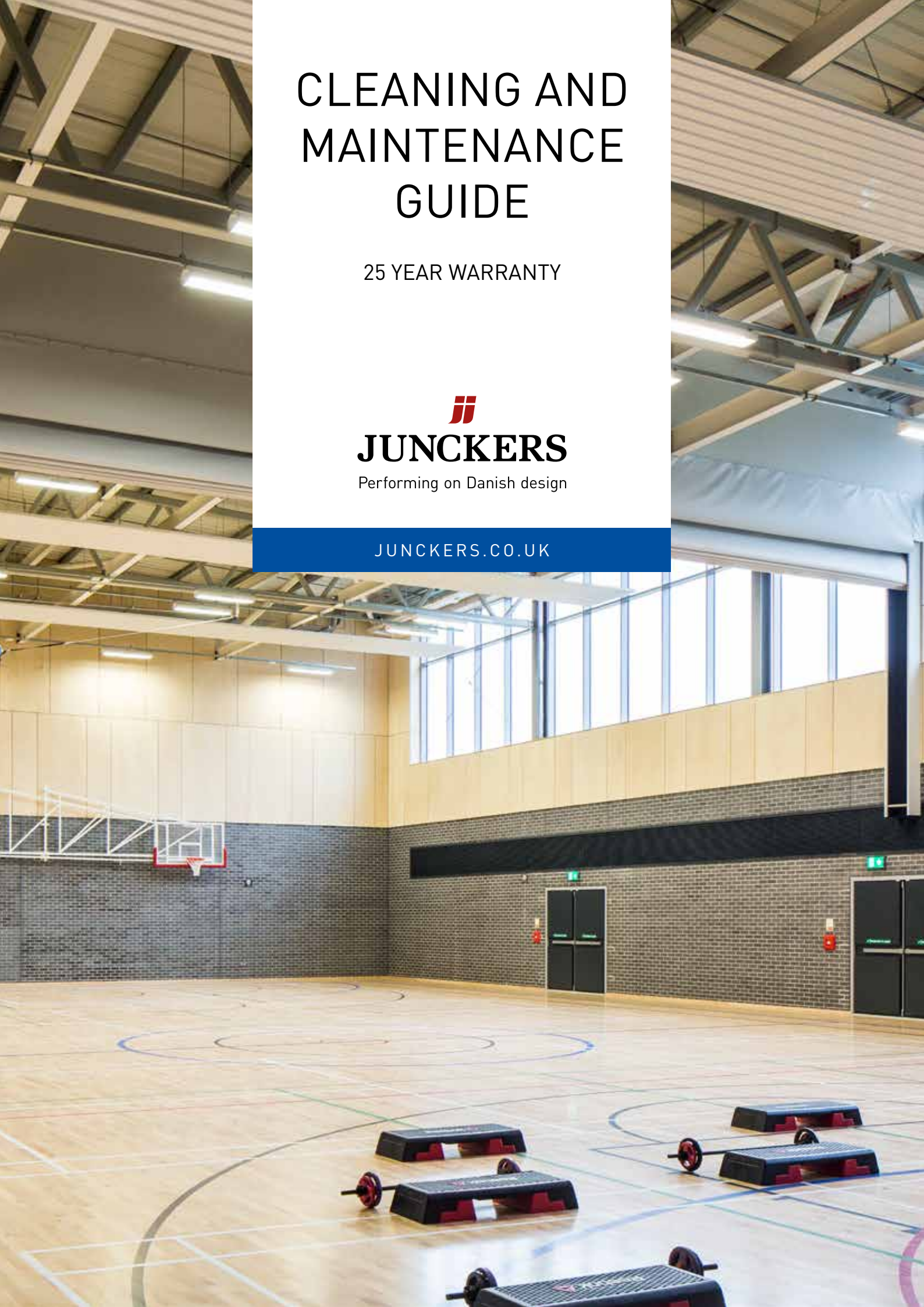
25 YEAR WARRANTY



JUNCKERS

Performing on Danish design

JUNCKERS.CO.UK



JUNCKERS CLEANING AND MAINTENANCE GUIDE

PERIODIC INSPECTION BY A JUNCKERS APPROVED CONTRACTOR

We recommend that an initial inspection is made by the Approved Contractor six months after the floor has been handed over. This is to ensure that the floor is being maintained correctly thereby preventing premature wear, and ensuring that the optimum slip resistance is maintained.

MEDIUM TO LONG TERM; RESEALING

Following the initial six month inspection the floor should be inspected annually. The Approved Contractor will assess the general condition of the floor, and advise if and when a maintenance coat of lacquer is required.

LONG TERM

Annual inspections by the Approved Contractor, along with resealing at the appropriate time will ensure that the maximum possible life span of the floor is achieved. In the long term, as the condition of the floor dictates it may be fully refurbished. Refurbishment is a process that may be carried out numerous times during the life of a Junckers solid hardwood floor. It is because this process may be repeated time and time again that the life span of a Junckers floor can rarely be matched by other types of floor.

GENERAL MAINTENANCE OF JUNCKERS FLOORS

The guidelines below must be read in conjunction with the appropriate Junckers detailed Cleaning Guide

G 8.0 Cleaning and Maintenance, Junckers Lacquered Sports Floors
G 4.0 Cleaning and Maintenance, Junckers Lacquered Floors, Commercial and Residential
G 2.0 Cleaning and Maintenance, Junckers Oiled Floors; Commercial and Residential

SITE CONDITIONS

For sports and multi purpose halls and most other buildings the internal environment should be maintained with relative humidity between 35%RH to 65%RH, This is a normal environment for most occupied buildings in the UK. For sports halls the internal temperature will normally be maintained between 16°C and 20°C. Junckers floors are manufactured so as to be suitable for these conditions.

Please note that in relation to new buildings the heating and ventilation system will need to be run in advance of the floor installation, so as to be sure that all wet trades are fully dry.

During the more humid summer months humidity control will often be achieved by ventilating the building, and this may be done most effectively at night time. Sufficient ventilation in winter time will be needed to maintain fresh air and comfort in the hall.

The hall should not be closed up without ventilation for long periods as this can result in unusually high humidity levels. This is especially important for newly constructed buildings and may have an adverse effect not only upon the floor, but other finishes and joinery.

PROTECTION OF THE FLOOR

If the floor requires temporary protection eg during building or refurbishment work, a "breathable" covering must be used. Long term use of an impervious covering may result in the floor "sweating" and moisture damage may occur. For floors which have underfloor heating, we do not recommend that they are covered for a prolonged period with thicker coverings which will prevent the heat from passing through the floor, due to the risk of the floor being overheated.

Provided chair and table legs are in good condition it is not necessary to use a protective material on top of our floors if they are used for exams, social functions and the like, as the lacquer is extremely durable.

ADHESIVE TAPE SPORTS LINES

Temporary lines using adhesive tape may be applied to the floor but in order to avoid damage to the lacquer a low tack tape must be used. Tapes must be left in place for the minimum time and removal must be done slowly so as to allow the adhesive to release. Seek tape manufacturer's advice if required.

LOAD BEARING

For general load bearing limits see Junckers Technical data sheet C 1.0 and D 1.0.

Junckers floor systems have a high load bearing capacity and for exceptional loads eg mobile access machines and the like it is usually possible to use load spreading layers to enable most machines to be used. Contact Junckers Technical department for specific advice.

ENTRANCE BARRIER MATTING

Barrier mat systems at all external doors are generally very effective for keeping water and grit away from the floor, and they will help to prolong the life of the floor finish. Mats must be of adequate size. They will normally include an external scraper to remove grit and debris, and an internal absorbent mat to remove water from peoples' shoes before they walk into the building.

FOOTWEAR

In dedicated sports halls black soled shoes may cause scuff marks. Although these may be easily removed many sports centre managers will specify that trainers with non-marking soles must be used. If black scuffs should occur they will normally be removed by buffing with a white nylon pad and some Sylvacleaner, and more stubborn marks may be removed with some white spirit on a soft cloth.

SPILLAGE

Hardwood floors are not waterproof and so any spillage must be wiped up promptly. This is also important so as to avoid people slipping. For floors where there is a likelihood of regular spillage the water resistance of the floor may be increased by applying an additional coat of Junckers lacquer after the floor has been installed.





CLEANING



**JUNCKERS
SYLVACLEANER**

**JUNCKERS
SYLVANEUTRALIZER**

**JUNCKERS
SYLVASPORT CLEANER**

**JUNCKERS
SYLVADISSOLVER H²O**



DESCRIPTION

SylvaCleaner is a universal cleaning product for daily or periodic cleaning of lacquered and oiled wood floors.

SylvaCleaner has been developed to dissolve surface dirt and to dry quickly.

SylvaCleaner does not leave a film or residue on the floor.

Junckers SylvaNeutralizer is used for cleaning wood floor surfaces before maintaining with lacquer or oil.

SylvaNeutralizer dries quickly and neutralises the surface after cleaning with SylvaCleaner. It is not necessary to clean the floor afterwards with water.

SylvaSport Cleaner is a universal cleaner for lacquered hardwood sports floors. SylvaSport Cleaner does not leave a surface residue and is therefore ideal for regular use.

To neutralize SylvaSport Cleaner and maintain slip resistance, use SylvaNeutralizer. Use a scrubber-dryer machine or apply by hand.

SylvaDissolver is a cleaner for removal of resin from lacquered wooden sports floors. The product is used to soften handball resin before regular cleaning.



APPEARANCE

Colourless.

Colourless.

Colourless

Colourless



PH-VALUE

Diluted: Approx. 6-8
Undiluted: Approx. 8.5

Diluted: 3
Undiluted: 2

Diluted: Approx. 6-8.
Undiluted: Approx. 8.5

Undiluted: Approx. 11.
Diluted: Approx. 8.



MIXING PROPORTIONS

50-200 ml per 10 litres of water.

200 ml per 10 litres of water.

50-200 ml to 10 litres of water

1 to 20 parts of water. Very dirty floors 1 to 10 parts of water.



PACKAGE SIZE

1, 2½ and 5 litres.

1 litre.

5 litres.

5 and 10 litres.



DRYING TIME*

Approx. 5 minutes.

Approx. 5 minutes.

Approx. 5 minutes.

Approx. 5 minutes.



APPLICATION

Well wrung out cloth or mop.

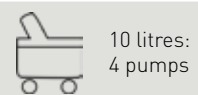
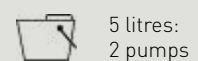
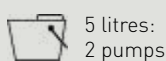
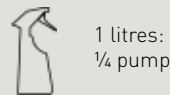
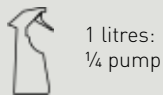
Well wrung out cloth or mop.

Well wrung cloth or mop.

By sponge, cloth or mop. Cloth and atomizer or scrubber dryer machine



PUMPS





JUNCKERS

Performing on Danish design

JUNCKERS LIMITED

UNITED KINGDOM · Tel. 01376 534 700 · junckers.co.uk

IRELAND · Tel. +353 1 462 2580 · junckers.ie



@junckersfloors